

TEL. 9554725, 55110031

PABX-575,

Mail: fxdeal@janatabank-bd.com

Exchange Rate Circular - 070

EFFECTIVE DATE: 13-17 April 2021

JANATA BANK LIMITED

TREASURY DEPT.(FRONT OFFICE)

HEAD OFFICE, DHAKA

INDICATIVE ONLY: Rates may vary in the

same day

For Previous Rate Sheet Click

<https://goo.gl/URA0t4>

DATE: 13 Apr 2021

Tuesday

A) CROSS RATE OF SYD, TOK, HKG &amp; S.E. ASIAN MARKETS AS ON 13/04/2021

	GBP/USD	EUR/USD	USD/JPY	USD/C.DLR	USD/S.FRA	AUD/USD
SELLING	1.3733	1.1896	109.6700	1.2508	0.9236	0.7657
BUYING	1.3732	1.1892	109.6800	1.2508	0.9246	0.7657

B) JANATA BANK LTD'S CASH CURRENCY &amp; T.C TO PUBLIC TK PER UNIT OF FOREIGN CURRENCY

SELLING	CURRENCY	BUYING	SELLING	CURRENCY	BUYING
86.8000	US Dollar	84.1000	23.6000	Saudi Riyal	21.7000
116.0000	G. B. Pound	111.0000	24.0000	UAE. Dirham	23.0000
102.5000	Euro	98.0000	20.8000	MAL.Ringit	18.0000
65.5462	Aus. Dollar	56.0962	1.2400	Indian Rupee	1.1500

BE SAME AS SELLING T.T.&amp; O.D AND BUYING O.D. TRANSFER

C) SELLING		NAME OF CURRENCY	BUYING			
T.T.& O.D.	B.C.		T.T.CLEAN	T.T.DOC	O.D.SIGHT EXP.BILLS	O.D. TRANSFER
84.9500	84.9500	US Dollar	84.2000	84.1500	84.1000	83.9000
118.7348	118.8760	G. B. POUND	115.1424	114.9688	114.7294	114.2699
103.1060	103.3417	EURO	99.1966	98.5396	98.3956	98.2016
0.7978	0.8041	JP.YEN	0.7708	0.7640	0.7627	0.7124
69.9164	70.0944	CAN.DLR	68.5001	68.4227	68.2150	67.5618
93.4097	93.5716	SWISS.FRANC	91.8721	91.6747	91.5774	91.0422
223.0000	222.7810	OMANIAN RIYAL	219.1501	211.9164	211.2743	207.0000
11.2500	11.4122	H.K.DLR	10.9027	10.8912	10.8594	10.8276
64.5020	66.8928	SING.DLR	63.1359		61.8848	59.0000
2.7225	2.7269	THI.BAHT	2.6882		2.6775	2.6697
20.7492	20.7688	MAL.RINGIT	20.4932		20.4117	20.3519
23.3010	23.3092	UAE.DIRHAM			22.9816	22.9975
22.8207	22.8787	SAUDI RIYAL			22.5109	22.4500
20.5000	21.8466	QATAR RIYAL				19.0000
283.5088	286.7506	KUWAIT DINAR				256.0000
224.7528	224.0943	BAHRAIN DINAR				216.0355
13.4275	14.0278	CHINESE YUAN				12.5000

D) USANCE RATE:	30 DAYS	60 DAYS	90 DAYS	120 DAYS	150 DAYS	180 DAYS
US Dollar	83.5988	83.1077	82.6165	82.1253	81.6342	81.1430
G. B. POUND	114.0577	113.3861	112.4266	112.0427	111.3711	110.6994
EURO	97.8170	97.2383	96.4117	96.0810	95.5024	94.9237

E) FORWARD RATE:		1 MONTH	2 MONTHS	3 MONTHS	6 MONTHS	1 YEAR
SELLING	US Dollar	85.5270	85.8040	86.1309	87.3119	0.0000
BUYING	US Dollar	84.6053	85.0604	85.3158	86.5315	0.0000


F) NFCD INTT RATE, EFFECT ON: 01.04.2021 To 15.04.2021	1 MONTH	3 MONTHS	6 MONTHS	12 MONTHS
US Dollar	0.11085	0.19376	0.20474	0.28242
G. B. POUND	0.04951	0.08766	0.11247	0.16334
EURO	0.00000	0.00000	0.00000	0.00000

G) LIBOR AS ON 12/04/2021, 60 DAYS 0.14288 90 DAYS 0.18575 180 DAYS 0.21463


H) INDICATIVE RATE OF 01 SDR, USD WITH NTL, CUR OF ACU MEMBERS AS IMF RATE 09/04/2021	IN.RS	N.RS	SL.RS	PK.RS	BD TK	USD
USD 1	74.8899	111.2647	177.0079	136.0464	84.5800	
SDR 1	106.6014	158.3787	251.9603	193.6540	120.3946	1.4234

IN CASE OF AUS. DOLLAR CASH RATE WILL BE USED FOR T.T ALSO


Rates mentioned in row C, D, E and F are applicable only for bank's own customers.



Md. Nur Islam  
PO  
Prepared By



Syeda Hasinatul Jannat  
SPO  
Checked By



Shipra Biswas  
AGM  
Authorized Signature



Md. Yakut Mia  
DGM  
Authorized Signature